



Township of Union Public Schools

**(Students using the bus transportation)**

Dear Parents/Guardian:

Please be informed that students with Peanuts/nuts allergy that need Epinephrine is required to have the medication inside their book bag while being **transported by the bus**. The Epinephrine will stay inside their book bag from Sept. \_\_\_\_ till the last day of school in June of \_\_\_\_.

Kindly check the box below:

Child's Name: \_\_\_\_\_

- Allowed to carry Epinephrine inside their book bag for bus transportation to and from the school.
- I am not allowing my child to have Epinephrine inside his/her book bag. I am aware of the risk/consequences of my action.
- Not using the bus transportation.

**School :** \_\_\_\_\_

Parent/Guardian Signature \_\_\_\_\_

Date: \_\_\_\_\_

**Kindly return this form immediately to the nurse's office.**

**TOWNSHIP OF UNION PUBLIC SCHOOLS  
UNION, NEW JERSEY**

**EPI-PEN PARENT CONSENT**

I hereby give my consent to permit \_\_\_\_\_ as the designated person in an emergency to administer the epi-pen to my child.

\_\_\_\_\_, in the absence of the school nurse. I further agree to Indemnify and hold harmless the Union Public School district and school employees from any claims arising from administration of the epi-pen to my child.

I have been informed and understand that the Union Public School district has no liability as a result of any injury arising from the proper administration of the epi-pen used for the emergency administration of epinephrine to my child for anaphylaxis.

The permission for the emergency administration of epinephrine via epi-pen to pupils for anaphylaxis is effective for the school year it is granted and must be renewed for each subsequent school year.

\_\_\_\_\_  
Signature of Parent/Guardian

\_\_\_\_\_  
Signature of Parent/Guardian

\_\_\_\_\_  
Date





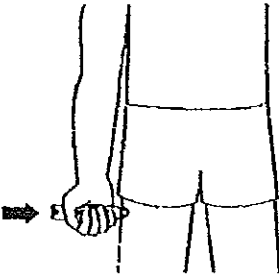


**EPIPEN Auto-Injector and EPIPEN Jr Auto-Injector Directions**

- First, remove the EPIPEN Auto-Injector from the plastic carrying case
- Pull off the blue safety release cap



- Hold orange tip near outer thigh (always apply to thigh)




- Swing and firmly push orange tip against outer thigh. Hold on thigh for approximately 10 seconds. Remove the EPIPEN Auto-Injector and massage the area for 10 more seconds



DEY and the Dey logo, EpiPen, EpiPen 2-Pak, and EpiPen Jr 2-Pak are registered trademarks of Dey Pharma, L.P.

**Twinject® 0.3 mg and Twinject® 0.15 mg Directions**



Remove caps labeled "1" and "2."

Place rounded tip against outer thigh, press down hard until needle penetrates. Hold for 10 seconds, then remove.



**SECOND DOSE ADMINISTRATION:**  
If symptoms don't improve after 10 minutes, administer second dose:

Unscrew rounded tip. Pull syringe from barrel by holding blue collar at needle base.

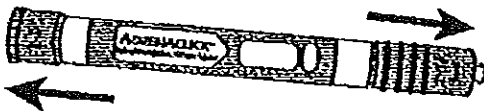


Slide yellow collar off plunger.

Put needle into thigh through skin, push plunger down all the way, and remove.



**Adrenaclick™ 0.3 mg and Adrenaclick™ 0.15 mg Directions**



Remove GREY caps labeled "1" and "2."



Place RED rounded tip against outer thigh, press down hard until needle penetrates. Hold for 10 seconds, then remove.

A food allergy response kit should contain at least two doses of epinephrine, other medications as noted by the student's physician, and a copy of this Food Allergy Action Plan.

A kit must accompany the student if he/she is off school grounds (i.e., field trip).

**Contacts**

Call 911 (Rescue squad: ( ) - ) Doctor: \_\_\_\_\_

Phone: ( ) - \_\_\_\_\_

Parent/Guardian: \_\_\_\_\_

Phone: ( ) - \_\_\_\_\_

**Other Emergency Contacts**

Name/Relationship: \_\_\_\_\_


Phone: ( ) - \_\_\_\_\_

Name/Relationship: \_\_\_\_\_

Phone: ( ) - \_\_\_\_\_

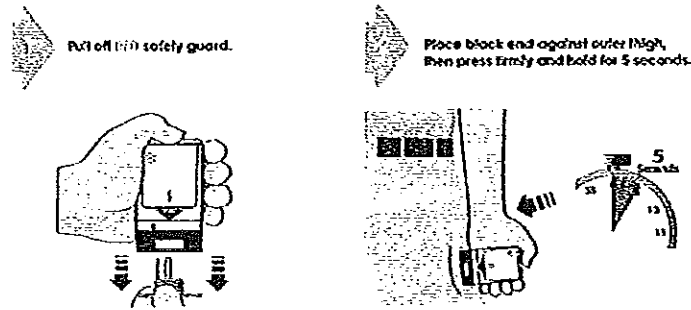
# HOW TO USE AUVI-Q™ (epinephrine injection, USP)

Use Blue AUVI-Q (0.15 mg)  
for patients weighing  
33-66 lb



Use Orange AUVI-Q (0.3 mg)  
for patients weighing  
over 66 lb

## IN CASE OF AN ALLERGIC REACTION



After using AUVI-Q, seek emergency medical attention immediately.

Note: AUVI-Q may be used without waiting for the voice instructions. Once the injection countdown has begun, however, do not remove AUVI-Q from the thigh until the voice prompt says "injection complete."

## PRACTICING WITH THE AUVI-Q TRAINER



Practice with the AUVI-Q Trainer to make sure you are able to use AUVI-Q when necessary. After practicing, replace the RED safety guard and slide the Trainer back into the gray outer case to reset. BOTH the AUVI-Q Trainer and the outer case are available for practicing at [www.aui.com](http://www.aui.com).

### Indication

AUVI-Q™ (epinephrine injection, USP) is indicated in the emergency treatment of allergic reactions (Type I) including anaphylaxis to allergens, idiopathic and exercise-induced anaphylaxis. AUVI-Q is intended for individuals with a history of anaphylaxis or who are at risk for anaphylactic reactions.

### Important Safety Information

AUVI-Q should ONLY be injected into the anterolateral aspect of the thigh. DO NOT SELECT RO BUTTOCK OR INTRAVENOUSLY.

Epinephrine should be administered with caution to patients with certain heart diseases, and in patients who are on medications that may sensitize the heart to norepinephrine, because it may precipitate or aggravate angina pectoris and produce ventricular arrhythmias. Arrhythmias, including left ventricular fibrillation, have been reported in patients with underlying cardiac disease or taking cardiac glycosides or diuretics. Patients with certain medical conditions or who take certain medications for asthma, depression, thyroid disease, diabetes, and hypertension, may be at greater risk for adverse reactions. Adverse reactions to epinephrine include anxiety, apprehensiveness, restlessness, tremor, weakness, dizziness, sweating, palpitation, pulse rate and widening, headache, and/or respiratory difficulties.

AUVI-Q is intended for immediate self-administration as emergency supportive therapy only and is not a substitute for immediate medical or hospital care.

You are encouraged to report negative side effects of prescription drugs to the FDA. Visit [www.fda.gov/medwatch](http://www.fda.gov/medwatch) or call 1-800-FDA-1088.

Please see accompanying prescribing information.

Scan this code to watch a brief demo video.  
And visit [www.aui-q.com/hcp/resources](http://www.aui-q.com/hcp/resources)  
for additional resources.



**AUVI-Q**  
epinephrine injection, USP  
0.15 mg/0.3 mg auto-injectors  
TALKS YOU THROUGH